



Sam Harless

State Representative District 126


August 2022 Newsletter



Texas House of Representatives



Texas
House District
126
News
and Information



Honored For Domestic Violence Support



Last week I participated in a legislative briefing for the **Minaret Foundation** for their gathering of healthcare professionals with Dr. Tom Oliverson and Dr. Sherif Zafraan. We gave an update on healthcare legislation from last session and talked about current issues being discussed in public healthcare reform. I was honored to be recognized for legislation I passed last session to address domestic violence and help victims of sexual assault.

During the 87th Session I authored [HB 766](#) to help domestic violence victims and law enforcement with an issue affecting bond conditions not being computerized.

I also was proud to co-author [House Bill 1172](#) which provides for a victim to have a sexual assault advocate present during interviews with law enforcement to provide counseling and support services. The advocate is paid from the Sexual Assault program at no cost to the victim.



Interim and Select Committees Hold Final Hearings

Select Committee On Public Health Reform

Chairman Harless and committee members met in Austin on the 4th and 5th of August at the Capitol for a two day hearing, packed with industry and policy experts from across the country. Throughout the two day hearing, we provided social media posts on each of the panelists providing testimony, their area of expertise, and focus of their input. Each was selected relative to their experience and area where they intended to testify. The committee tried not to have repetitive testimony to save on time.

The Committee will be meeting again on October 3rd, for the second and final hearing for the Committee. Our focus will be on issues contained in charges four and five. This area addresses those eligible but not enrolled in Medicaid and CHIPS and the costs and impacts created by delaying proper health care.

4. Study ways to improve outreach to families with children who are eligible for, but not enrolled in, Medicaid or CHIP, including children in rural areas.

5. Examine the potential impact of delayed care on the state's health care delivery system, health care costs, and patient health outcomes, as well as best practices for getting patients with foregone or delayed interventions back into the health care system. The study should consider patient delays in obtaining preventive and primary health services, such as well-child care, prenatal care, screenings for cancer and chronic disease, behavioral health, and immunizations, in addition to delays in seeking urgent care or care for chronic illness.

Estimates of around 400,000 in Texas are eligible but are not enrolled in the system for a variety of reasons. During this same period, about 13% of Texas children remain uninsured. This is among the highest uninsured rate for children in the nation, a troubling trend we must find innovative solutions to reverse.

Texas Public Policy Foundation, Right on Healthcare Dallas Morning News Article - [here](#)

See full committee charge here: [Select Committee on Public Health Reform Charges](#)

A streaming video broadcast from this hearing will be available [here](#).

Our agenda included another impressive list of expert witnesses, state agencies, and advocates with a lot of experience in our two focus areas. Thanks to my committee staff for all their hard work getting this group together. They have worked diligently over the summer, meeting with stakeholders and advocates, learning and familiarizing themselves with the issues, problems, and landscape for Texas' healthcare industry.

Charge 4 - Eligible but Unenrolled

Wayne Salter - Dep Executive Commissioner HHSC- Who are the eligible but unenrolled and why
Alec Mendoza - Texans Care for Kids
George Hernandez - University Health System, San Antonio - will explain outreach efforts
David Preston - TACHC - TBA - How FQHC operate
Bee Moorhead - Texas Impact
Anne Dunkleberg - Children's Health Care Coalition

Charge 5 - Delays in Care

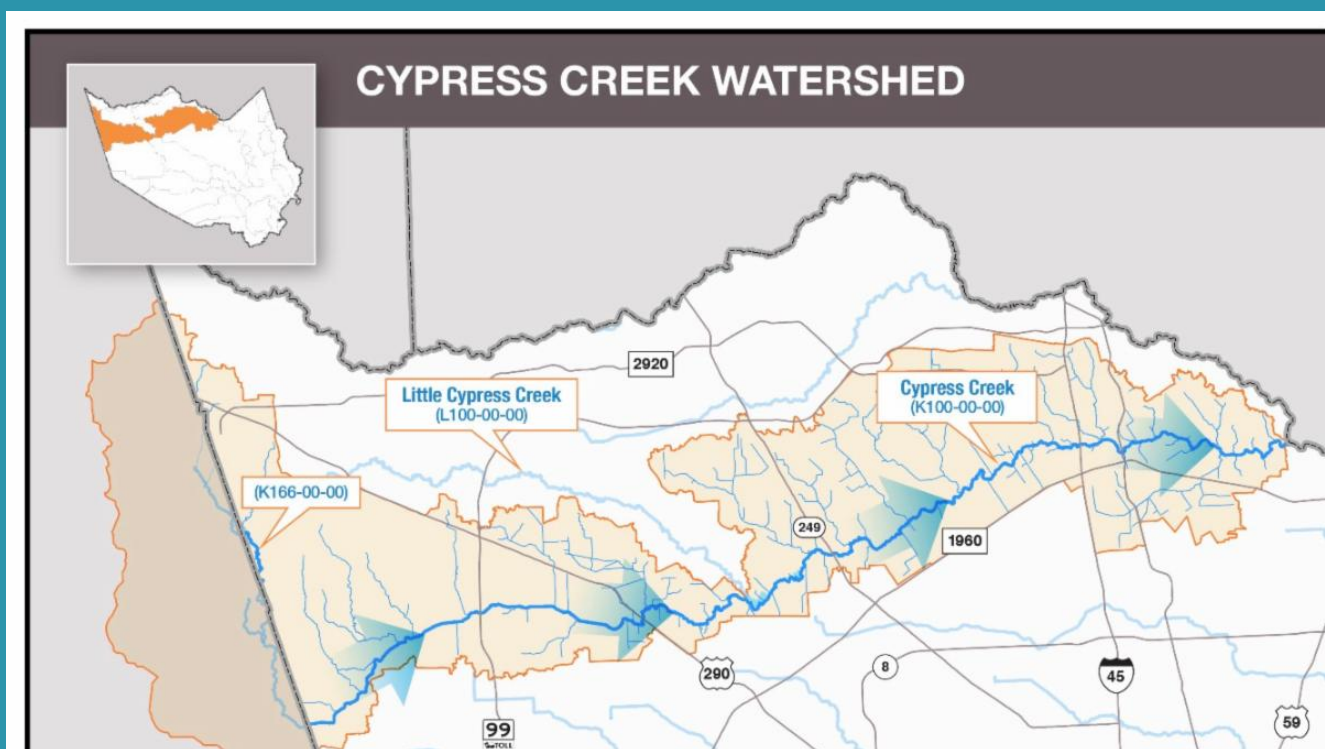
Dr. David Lakey - broad explanation of problem of delays in care
Blaise Duran - Employees Retirement System of Texas
Katrina Daniel - Teacher Retirement System of Texas
Kenneth W. Mitchell MD - THA - Chief Medical Officer - St. David's Health Care
Dr. Debra Patt - Prior Authorization/Delays in care for cancer patients
Alec Puente - TBA- Heart Association
Tiffany Jones-Smith - Executive Director - Texas Kidney Foundation
Dr. Titilope Fasipe - Baylor College of Medicine - Sickle-Cell Anemia
Carol Howe, PhD, RN, CDCES, FANN - American Diabetes Assn.
Dr. Valerie Smith - Texas Pediatric Society
Dr. Jennifer Potter, Vice President for Research and Psychiatry and Behavioral Sciences, Long School of Medicine, at UT Health San Antonio

Terry Wilcox - Patients Rising - Individuals with chronic/rare diseases
Dr. Khrystal Davis - Texas Rare Alliance
Hanna Mehta - Protect Texas Fragile Kids
Cindy Weston - Texas Nurse Practitioners - President
Jessica Boston - Texas Association for Home Care & Hospice
Janith Mills, P.A.- Texas Academy Physician Assistants

Harris County Flood Control Update

While conversations continue about how best to improve control of flood projects in our area, the Harris County Flood Control District has recently released an update to ongoing and planned projects that affect our watershed and communities along Cypress Creek. Their website includes interactive maps and project specific information about the ongoing efforts to reduce flooding in our area.

To find more information about flooding projects along the Cypress Creek Watershed, visit their website at: <https://www.hcfdc.org/Activity/Active-Projects/Cypress-Creek>



Operation Lone Star

Governor Abbott launched Operation Lone Star in March 2021 to respond to a rise in illegal immigration. In May, Governor Abbott issued a disaster declaration that now covers 48 counties, mostly counties along or near the border. The declaration directed the Department of Public Safety to "use available resources to enforce all applicable federal and state laws to prevent the criminal activity along the border, including criminal trespassing, smuggling, and human trafficking, and to assist Texas counties in their efforts to address those criminal activities." The challenges of securing our southern border and controlling the flow of illegal drugs and weapons and border crossings are immense. The threat of dangerous drugs like Fentanyl crossing our Southern border gets larger every day.

The DPS [Border Wall and Operation Lone Star Summary Page is here](#)



OPERATION LONE STAR

Dashboard As of September 15, 2022

Activities in the Operation Lone Star Area of Interest

	Criminal Arrests	Criminal Trespass Arrests	Felony Charges	Federal/Other Charges	Migrant Apprehensions & Referrals	Illegal Entries Deterred	Bailouts
TOTAL	20,116	5,107	17,650	1,559	306,426	26,965	2,778

	Marijuana Seizures (lbs.)	Cocaine Seizures (lbs.)	Meth Seizures (lbs.)	Heroin Seizures (lbs.)	Fentanyl Seizures (lbs.)	Fentanyl Lethal Doses	Currency Seizures (USD)	Firearms
TOTAL	21,130	3,379	11,026	78	285	64,736,710	\$11,675,485	1,148

Statewide Operation Lone Star Activities

	Marijuana Seizures (lbs.)	Cocaine Seizures (lbs.)	Meth Seizures (lbs.)	Heroin Seizures (lbs.)	Fentanyl Seizures (lbs.)	Fentanyl Lethal Doses	Currency Seizures (USD)	Firearms
TOTAL	40,208	5,420	36,311	359	1,483	336,311,646	\$35,559,129	5,576

Operation Lone Star (OLS) began on March 04, 2021. All numbers reported for Operation Lone Star are unverified and unofficial. Numbers reflect combined reporting from Texas Department of Public Safety (DPS), Texas Parks & Wildlife Department (TPWD), and Texas Military Department (TMD). Numbers are approximate and subject to change. Data includes instances where DPS assisted other agencies during the event. Criminal arrests, including criminal trespass arrests, include United States Citizens and illegal migrants. Number of felony charges are placed on individuals arrested for criminal activity during the reporting period. Multiple charges may be placed on an individual during any arrest incident. Charges include Texas Penal Codes 20.05, 20.06, 20.07, 20a, 30.05, 31.07, 34.02, 37.09, 38.03, 38.04, 46, and 71.02; Texas Health and Safety Codes 481 and 483; Texas Transportation Code 545.421; United States Code Titles 8 USC, 18 USC § 922, 18 USC § 1546, 18 USC § 1956, 18 USC § 1960, 21 USC § 801-971, 26 USC § 5861, 26 USC § 7206; and all warrants. Federal/other charges could include subjects arrested with federal warrants, e.g., DPS initially detained but turned over to a federal agency, etc. Illegal Entries Deterred represents the number of subjects who crossed into the U.S. and then crossed back into MX after encountering law enforcement, as well as those who were in the process of crossing or who had staged in MX to cross but ceased the attempt upon encountering law enforcement. Data may include activity that occurred in OLS Area of Interest as defined in the OLS Operations Order and OLS Fragmentary Order on the Gulf of Mexico coastal region and all the DPS South Texas and West Texas Regions. Statewide Operation Lone Star Activities reflects numbers across the state of Texas, including the Operation Lone Star Area of Interest. Operation Lone Star Area of Interest numbers are a subset of Statewide Operation Lone Star numbers. A Fentanyl Lethal Dose is 2mg based on DEA reporting. TPWD personnel deployed for OLS from June 28, 2021, through September 01, 2022. Migrant numbers provided by TMD from March 12, 2021-September 15, 2022, may include instances where DPS assisted in referring to United States Border Patrol.

Stash House Events

Number of Stash Houses Events	Migrant Referrals from Stash Houses
181	2,083

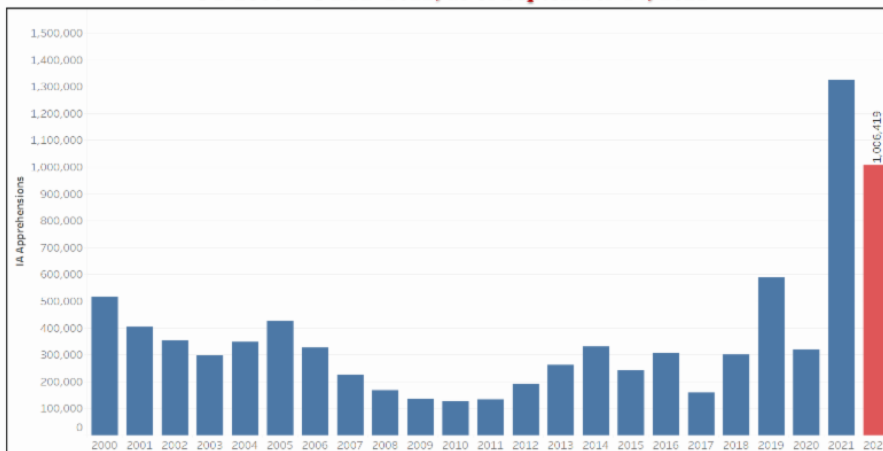
A stash house is a home or building used to smuggle people or drugs. One (1) stash house event could involve multiple stash house locations. The number of migrants rescued and referred to USBP from stash house events are a subset of OLS Area of Interest numbers.

Processing Facilities – Val Verde & Jim Hogg Counties

Subjects Processed	Subjects Currently in Custody
4,954	779

The reporting period for criminal migrant processing numbers is July 20, 2021-September 14, 2022. Numbers were derived from Texas DPS arrest information captured by the facility processing centers in Val Verde and Jim Hogg Counties and information provided by the Texas Department of Criminal Justice Briscoe and Segovia Units.

IA Apprehensions in Texas Sectors by Calendar Year CY 2000 – CYTD 2022, as of September 14, 2022



* This chart compares apprehensions during CYTD 2022 compared to apprehension data for complete calendar years since CY 2000.
 * Most apprehension figures are based on publicly available data from the Customs and Border Protection (CBP) website.
 * August 01-September 14, 2022 apprehension figures are based on Operation Border Star reporting and are preliminary, unofficial, and subject to change.
 * Texas Sectors include the Rio Grande Valley, Laredo, Del Rio, Big Bend, and El Paso Sectors. The El Paso Sector covers a portion of Texas and the state of New Mexico

UNCLASSIFIED//FOR OFFICIAL USE ONLY



Join us for our newest program! Art Start will introduce preschool-aged children to visual learning and creative expression in weekly sessions. You can register for [Art Start here](#)

The class will consist of storytime and a related art activity. Each session is limited to 10 children, and is recommended for ages 5 and under.

New Schedule Starts September 2022:
Tuesdays at 10:00 am and 10:45 am.

RSVP is required by registering on [Eventbrite](#). If the event shows it is sold out, please call us at 281-376-6322 and we will add you if we have had cancellations. Registration is handled for each class individually; it is not required to attend all sessions.

Check out the August session schedule below, and stay tuned for more sessions!

The Pearl Fincher Museum of Fine Arts is open 10 a.m. to 5 p.m. Tuesday through Saturday. Admission is free!

Pearl Fincher Museum of Fine Arts



Meet a Beekeeper!

Come to The Pearl Fincher Museum to view our pollinator exhibit and learn about bees from a professional Beekeeper! Learn about types of bees, their life cycle, beekeeping and see the gear they use to collect honey.

Great for all ages and open to the public.
Please, visit pearlmfa.org to view dates, times, and register for the program.

6815 Cypresswood Dr. Spring TX, 77379
pearlmfa.org



[Register for Meet a Beekeeper](#)

[Visit the Pearl Fincher Museum Website](#)

Cypress Creek F.A.C.E.

Foundation for the Arts and Community Enrichment



Cypress Creek FACE has begun the fall series.

Star-Lit Series Concerts

The 5th Dimension – 8pm, Saturday, October 8, 2022
 The Texas Tenors – 8pm, Saturday, November 26, 2022
 The Four Freshmen – 8pm, Saturday, December 31, 2022
 The Music of Sam Cooke – 8pm, Saturday, January 28, 2023
 The Kingdom Choir – 8pm, Saturday, February 25, 2023
 Stepcrew – 8pm, Saturday, March 25, 2023
 Michael Cavanaugh -- The Music of Elton John and/or Billy Joel – 8pm, Saturday, May 20, 2023

Promenade Series Concerts

Sam Houston State University Concert Chorale – October 11, 2022
Viktor Valkov, pianist – November 8, 2022
Houston Brass Quintet – December 13, 2022
Jolie Rocke presents “Lasting Impressions”– January 10, 2023
Rob Landes – February 14, 2023
Hope Cowan, harp & Zachary Montasser, violin – March 14, 2023
Monarch Chamber Players – April 11, 2023
Matthew Roitstein, flute – May 9, 2023

[Star-Lit Series Season Ticket Order Form](#)

[Promenade Series Season Tickets](#)

ESD 9 Monthly News



Total Run Numbers:

EMS - 2456

Fire - 634

Total - 3090

Hurricane Season is still here, so take advantage of these important websites for weather updates.

www.noaa.com and www.weather.gov

Come join us at our Fire Fest Sunday October 15th from 10 am - 2:00pm!
See the flyer below

Eddie Cruz
Public Information Officer
Cy-Fair Fire Department
281-656-3420 Office
346-306-6165 Cell
eddie.cruz@cyfairfd.org



SATURDAY, OCT 15TH
10:00 AM - 2:00 PM
18134 WEST ROAD
CYPRESS, TX 77433



CY-FAIR FD PRESENTS... FIRE FEST - 2022

**BRING
THE
WHOLE
FAMILY!**



**FUN
FOR ALL!**

Contact Us:
[facebook.com/Cyfairfd](https://www.facebook.com/Cyfairfd)
www.cyfairfd.org



EVENTS INCLUDE:

- ▶ Live **Vehicle & Kitchen Fire**
- ▶ Vehicle **Rescue** Demo
- ▶ See **Fire Trucks** up Close
- ▶ See a **Life Flight** Helicopter
- ▶ Hands on **Activities** for Kids
- ▶ Learn **Hands Only** CPR

ESD 9 - Cy-Fair Fire Dept

ESD 11 Monthly News



ESD 11 Update - By Jerry Thomas

"I see your ambulances everywhere!"

As the Community Engagement Manager, I have the privilege of interacting with individuals, groups, and different organizations on a very routine basis. I can attest I hear this repeatedly from people I encounter. - Jerry Thomas

New Interim CEO

Doug Hooten—CEO of Harris County Emergency Services District No. 11 Mobile Healthcare—resigned from his position effective immediately on Sept. 20, district officials confirmed on Sept. 21. According to ESD 11 Community Engagement Manager Jerry Thomas, the district has asked ESD 11 Chief Operating Officer Jamie Chebra to serve as interim CEO until a new CEO is identified.

A few key highlights for the month of September:

Kelly Peterson – District Director, Representative Sam Harless

Kelly spent time with our supervisor, Naeem Ishaq, on a ride-along. Her response was, 'It was amazing.' We are grateful to her for investing the time to learn more about what we do and how we serve our community. Thank you, Kelly!

Car Seat Program:

ESD 11's Destiny Petty and Holly Pichette have been busy helping children ride safely in cars. They attended two community events at Spring FD and Tomball PD last week. We will have a car seat display table on Saturday at St. Luke's Vintage NICU Reunion. ESD 11 will host its second Car Seat Checkup event on Monday, October 3, at Administration from 4p-8p. Feel free to share the flyer on social media. The sign-up link is [Car Seat Check – Harris County ESD 11](#)

Please join us!

Campus Tours:

We are excited about 37 Wuensche students touring ESD 11 facilities on Monday. Klein Collins HOSA students visited our campus on Wednesday and toured our facilities. These students are seniors; hopefully, a few will join our EMS family when certified.

-

-

National Night Out:

National Night Out is celebrated this year during the first week of October, and we will attend several events:

Pinecrest Forest – October 4 -Michaela Tuck
Champions National Night Out – October 4 – Brett Schumacher
Normandy Forest – October 8 – Victoria Castillo
Lakewood Forest – October 8 – Michaela Tuck (4p-7p)
Old Town Spring Safety Festiva – October 8 – Michaela Tuck (10a-1p)

Our response time performance remains exceptional and may be found with other critical information on our website at <https://esd11.com/transparency/>. The data is updated monthly after each regularly scheduled Board meeting.



ESD 11 Ride-along

Many thanks for including us in the "ride-along" program! For those who aren't routinely exposed to emergency services, it was a great opportunity to spend time with an EMS Supervisor and learn the "ins and outs" of the quality EMS care in our community, without having to be a patient in the back of the ambulance. We appreciate ESD 11's interest and willingness to educate elected officials on the value and success of the EMS services in our community.

Kelly Peterson, our District Director says, "My "ride-along" experience with ESD 11 was eye-opening. I learned there is a difference between needing care and wanting care. Everyone wants emergency services readily available but does not necessarily understand the level of that care that is ready and waiting until needed."




**Tuesday
September 13th,
4:00 PM - 8:00 PM**

Free CAR SEAT CHECK

**Nationally certified car seat technicians
will help you fit and install
your seat correctly.**

APPOINTMENT REQUIRED

 18334 Stuebner Airline Rd, Spring, TX 77379

 carseat@esd11.com

 www.esd11.com

Contact Us
346-226-8795



[ESD 11 Website](#)

ESD 13 Fire Service Monthly Update



Cypress Creek Fire Department

Julia Peterson
Public Information Officer

[ESD 13 Website](#)

Harris County Emergency Services District #13, Cypress Creek Fire Department

Cypress Creek Fire Department is the operating name for Harris County Emergency Services District 13, a political division of the State of Texas. CCFD is a combination fire department, which means that we staff both full-time and volunteer personnel around the clock. Our department is made up of about 150 firefighters who serve the northwest area of Harris County just outside of Houston, TX.

Cypress Creek Fire Department provides fire suppression & rescue first response services to our 33 square mile district and to the greater FM1960 area in conjunction with our automatic aid departments.

AUGUST: Fire: 82 Ems: 149
TOTAL: 231
Average Response time: 6:16

YTD:
Fire: 677 EMS: 1006
Total: 1683
Total Response Time: 5:54

Public Outreach: YTD

Our Child Passenger Safety Technicians are located at Station 22 on Cypress N. Houston Rd and are ready to help you ensure your child's safety by providing free CPSS inspections.

CCFD offers free home safety inspections to all residences in our territory. This includes a walk-through and assessment of your home. Our Firefighters will identify any potential fire hazards and give you a copy of their report so that you can correct these hazards before they become a serious problem.

Car seat installations: 46 Safety presentations: 20* Parade Appearances: 9 Home safety inspections: 10
35 safety presentations books between now and the end of the year

ESD 16 Fire Service Monthly News



HARRIS ★ COUNTY
EMERGENCY SERVICES DISTRICT





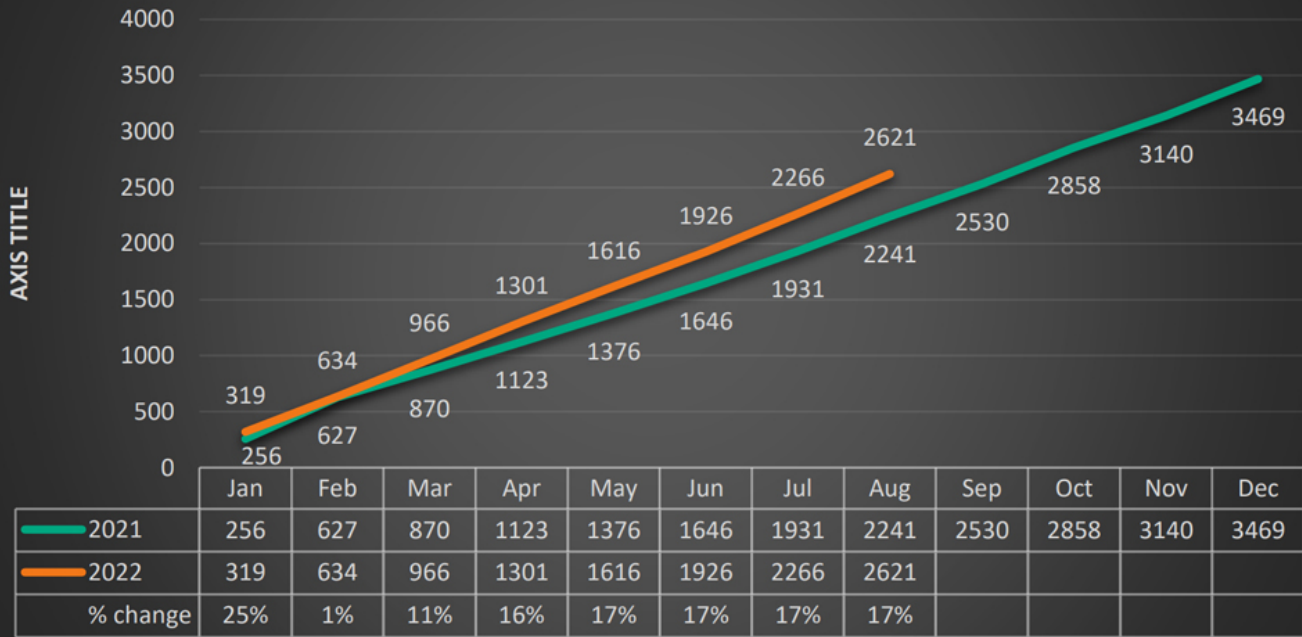
Harris County ESD 16 is the direct service provider for fire protection and rescue services in the Klein area, operating as Klein Fire Department.

**Matt Pentifallo - Public Information Officer
Klein Fire Department**

HCESD 16 News

Klein Fire Department saw fire-related incidents significantly decrease in August to our lowest levels this year although we still saw seven structure fires within our territory and five more that we provided mutual aid to. August was our busiest month however with an increase of medical calls, false alarms and non-fire related hazardous conditions. We remain on a steady 17% call volume increase over last year.

2021 vs. 2022 Calls



In the beginning of September, we remembered the events and the sacrifices made on 9/11. Our community honored first-responders and commemorated the anniversary in many ways. Our department is full of gratitude for the outreach of the Klein community, and especially Klein ISD for their part in involving KFD with their Klein Cain varsity football game against Cypress Falls.



We are one week into autumn and the weather has noticeably changed outdoors. With that, comes tailgating and bonfires that are synonymous with football season. Let's all be reminded of the very dry summer we had and the fire dangers our territory will face; such as thick layers of pine needles, excessive dry grass, and seasonal lower humidity. Think responsibly before burning outside.

Additional safety measures can be taken inside your home. Replacing the batteries in your smoke alarms, practicing your home fire safety and evacuation plan, checking your heating system, and inspecting your fireplace are some of the important measures you should take.

Many of us will be celebrating Halloween in a few weeks and we should take some precautions while having the fun this holiday brings us. Decorations can be highly flammable and often placed in locations that aren't regularly monitored as well as having candles used in or near them. Costumes can present safety issues as well as limiting the wearer's visibility, they can present trip hazards, and they can be hard to see for motorists. If you need help in ways to reduce these risks, online resources such as [NFPA.org](https://www.nfpa.org) provide excellent ways to keep yourself and your loved ones safe.

The Klein Fire Department is rated ISO Class 2 and provides Fire Suppression, Rescue, and Medical Emergency Assistance to a resident population of 173,549 residents covering the Spring/Klein area and encompassing approximately 49 square miles.

If you have questions about the transition or wish to learn more about Klein Fire Department, please contact the ESD at info@HCESD16.org or visit www.HCESD16.org / www.KleinFire.org

[ESD 16 Website](#)

Schools In Our District



[Klein ISD Website](#)



[Tomball ISD Website](#)



[CyFair ISD Website](#)

Our Schools and COVID

Our School Districts are closely monitoring COVID cases in the staff and student population. You can see the COVID Campus Dashboards for each of our area districts here:

[Klein ISD COVID Dashboard](#)

[Cy-Fair ISD COVID Dashboard](#)

[Tomball ISD COVID Dashboard](#)


[Spring ISD COVID Dashboard](#)

COVID statistics in Texas Public Schools may be found here:

[**TEA School Campus COVID Link**](#)

Scroll down on that site and you can get Excel reports that are searchable by school district or campus.

Cy-Fair ISD News



Thornton Middle School Principal Named A Recipient of the ESGR Patriot Award

Sept. 20, 2022—Reggie Mitchell, Thornton Middle School principal, was recently named a recipient of the Employer Support of the Guard and Reserve (ESGR) Patriot Award, a recognition of Thornton and Mitchell’s strong support of employees’ military service.

Mitchell was nominated for the prestigious award by Lyndon Jones, Thornton teacher and current member of the U.S. Army Reserves.

"It was very touching to realize I was not only nominated but also selected for this great honor," Mitchell said. "This award is something I didn't realize I was receiving, which makes it even more special. Mr. Jones and I have a long history together and it's an honor to really show what we do here at Thornton Middle School."

Cy-Fair ISD Website

Klein ISD News



Klein ISD Transportation Department 1 of 7 in Texas to Receive Award for Safety

Congratulations to the Klein ISD Transportation team! The District's magnificent Transportation team has been named a 2022 Texas Association of School Boards Risk Management Fund Excellence Award recipient.

Klein ISD Transportation is one of seven school district departments recognized for their innovative and excellent risk management initiatives.

"Our outstanding transportation team goes the extra mile daily to ensure the safety of every student in our care," Klein ISD Superintendent Dr. Jenny McGown said. "We are so grateful for the work that they do not only to safely transport thousands of students to and from school daily but also the faithful commitment they demonstrate through their work. Congratulations to this incredible and very important team in our Klein Family!"

The TASB Risk Management Fund is a collaborative effort among over 1,000 public school districts, community colleges, education service centers, and other education entities to share resources for heightening safety.

"We are always impressed by the creative solutions and initiatives Fund members develop to address the challenges in their school districts," Fund Chair and Longview ISD trustee Ted Beard said. "By honoring these success stories, we hope to encourage other districts to perhaps use some of these ideas in their own organizations."

"There will always be some extraordinary people in our lives of whom we are proud, but I couldn't be more pleased with Joe Terpestra and Laura Villanueva for all their hard work to make Klein ISD transportation the best it can be," Director of Transportation John Ferguson said.

We are so grateful for our Klein ISD Transportation Team, and we are so proud of their accomplishment. Thank you for all that you do for every student, every day!

(Original article from KleinISD.net by Terencia Lee here)

[Klein ISD Website](#)

Tomball ISD News



Tomball ISD Earns Straight "A" Distinction, Again

Based on TEA Accountability Ratings

Tomball ISD is a Straight A District and was the Top Rated School District in Harris and Montgomery Counties, according to TEA's Accountability ratings.

Updated 8/15/22: Tomball ISD not only earned Straight As but is the top rated school district in both Harris and Montgomery counties with an overall score of 95. In addition to being a Straight A district, in 2022, TISD earned the most distinctions in district history both in number and percentage. Tomball ISD campuses were eligible for 124 distinctions and earned 56 of them - a 45.2% success rate.

** Distinctions are based on a 40-campus comparison grouped devised by TEA for each campus to pair it with the 40 campuses most similar in demographics across the entire state. Each distinction has a set of criteria and a campus must be in the top quarter of performance for at least half of the criteria to earn the distinction.

"Tomball ISD has a history of being named a Straight A school district but earning this distinction this year means so much more," said Superintendent of Schools Dr. Martha Salazar-Zamora. "I'm incredibly proud of the hard work our students, teachers and staff put forth especially during a challenging time in education. We are also grateful to have a strong, cohesive School Board that plays an integral role in our success, supporting learning and growing in all areas. Being rated a Straight A district is a very big deal and our community deserves to be celebrated for investing in the high-quality education we have here in Tomball ISD."

TomballISD.net




[Tomball ISD Website](#)

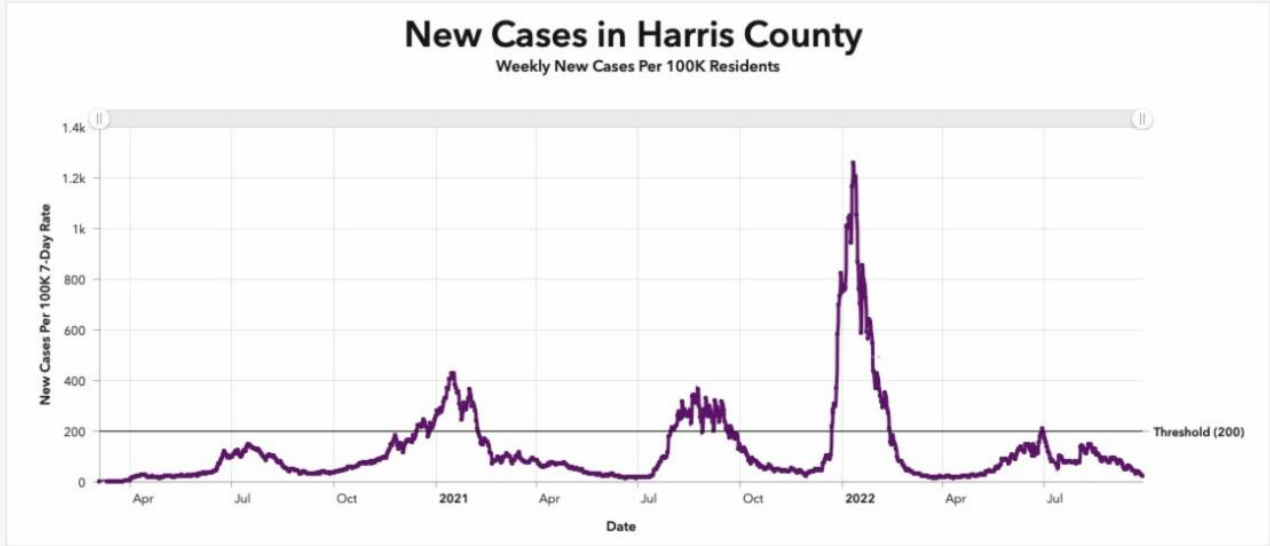
COVID Stats & Info For Harris County



Harris County / City of Houston COVID-19 Data Hub

Community Level Testing Case Data Wastewater More ▾

 24.59 Prior week: 38.72	 6.57% Prior week: 5.73%	 8.17 Prior week: 9.97
---------------------------------------------------------------------------------------------------------------------	---------------------------------------------------------------------------------------------------------------------	---------------------------------------------------------------------------------------------------------------------



The chart above provides a reflection of the new COVID-19 cases reported for all of Harris County. The one below is an overall review of COVID metrics in Harris County.



COVID-19 Transmission Metrics

	COVID-19 Metric Status
Hospital Population Trends *ICU = ICU Bed *GEN = General Bed	+0.17 ICU* beds/day +13.88 GEN* beds/day
Hospital Usage *ICU = ICU Bed *GEN = General Bed	5.97% ICU* beds 3.77% GEN* beds
New Cases Trend	-23.66 cases/day <small>14-day Average</small>
Positivity Rate <small>14-day average of COVID-19 test positivity rate</small>	12.8%
Wastewater Positivity Rate <small>This reflects the 14-day moving average COVID-19 positivity rate for the City of Houston, as of the latest wastewater sample date: September 19, 2022</small>	14%
Wastewater Viral Load <small>This reflects the total amount of COVID-19 virus in the City of Houston wastewater treatment plants. The measurement is compared to a previous benchmarking date (July 6, 2020) as selected by the Houston Health Department for having especially high COVID-19 positivity rates.</small>	151% <small>In comparison to July 6, 2020</small>

Monkeypox in Harris County

New monkeypox cases in Harris County



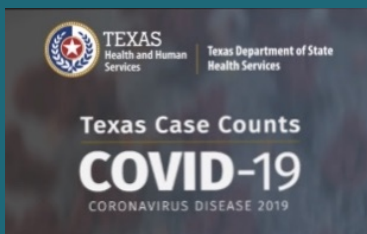
Chart: Ryan Serpico / San Antonio Express-News • Source: [Harris County Public Health](#)
Data as of Sep. 14, 2022

Monkeypox, or MPV has been added to Covid as a current concern for risk for infection in Harris County. For more information about Monkeypox, or the MPV Harris County Public Health has a webpage [here](#).

These charts and more information can be found on the Harris County COVID Dashboard at www.readyharris.org

For September, Harris County's threat level remained in **YELLOW** alert status - Unvaccinated individuals should continue to mask and physically distance. Level 3 signifies a moderate, but controlled level of COVID-19 in Harris County, meaning a further demonstrated reduction in transmission and the local healthcare system is well within capacity.

The new cases trend has dropped to -18.53 with the number of cases reduced to 32.78 from 63.61 the previous two week cycle. ICU Bed usage trend is down to 5.73% the final week of September and hospital admissions are likewise down to 9.97.



Texas COVID Cases Statewide

To see charts reflecting details on Covid and vaccination activity follow this link to the [Texas Covid Dashboard](#)

COVID VIRUS & VACCINES IN TEXAS

Choosing vaccinations are and should always be a personal and individual choice, though data seems to indicate a significantly reduced mortality rate for those who are vaccinated. While numbers continue to improve across the state, we encourage you to take the steps necessary to make your family and home safe. Please make an informed choice for you and your family in conjunction with your family medical professionals and do your best to avoid being a contributor to the ongoing challenges we face fighting the spread of COVID. With new variants, there are lots of things to consider when it comes to your health.

To find a vaccine distribution site near you, the state has created this map:

[COVID Vaccine Provider Map](#)

If you are in the eligible tier, to find doses available in your area, check this link:

[Vaccine Dose Availability Map:](#)

If you need to find a testing site near you, follow this link:

[COVID Testing Locations](#)

COVID-19 Resources

Texas Workforce Commission

The Texas Workforce Commission (TWC) continues to explore options to keep the 2021 tax rates as low as possible for Texas employers as Texas and the entire nation continue to deal with the economic disruptions of the COVID-19 pandemic. [Read more about 2021 tax rates in the press release.](#)

TWC Website to Apply for Benefits: [TWC Unemployment Benefits](#)

Texas Workforce TeleCenter - 800-939-6631

TWC has a new Chat service on their website in the bottom right of the screen, called "Chat With Us". This new function will be able to answer most general questions from individual. <https://www.twc.texas.gov>

Harris County Resources

ReadyHarris Website: <https://www.readyharris.org/#resources>

Harris County Fire Marshal hotline to report businesses who are in violation of the County and State COVID-19 health and safety policies - 832-839-6941

Precinct 4 Commissioner Community Assistance - Pct 4 Community Assistance

People can sign up to receive emergency alerts from Harris County at: **Ready Harris Alert Signup.**

Also, 2-1-1 is a resource hotline set up by Harris County. If someone is in need of resources fast they can call that number and they will be connected to resources in their community. They can also text CV19 to 888-777. This hotline is available 24/7.

City of Houston

Houston Public Health Dept - <https://houstonemergency.org/covid19/>

Ready Harris Accessible Alerts

The Harris County Office of Homeland Security& Emergency Management has launched the new Ready Harris Accessible Alerts (RHAA). This new system is providing access to alerts, warnings, and preparedness information to persons who are Deaf, Blind, Hard-of-Hearing, Deaf-Blind, or have low-vision through a new one-stop-website. To sign up, we encourage members of the community to visit <https://hct.ahasalerts.com>.

Community members can also text AHAS to (281) 609-9093 to sign up.

The system will send our Ready Harris Alerts with sign language interpreting along with voice and closed captioning in English and Spanish before, during and after an emergency. The RHAA is compatible with video capable devices such as computers, tablets, cell phones and wireless Braille readers. With this new resource, HCOHSEM will also be able to reach individuals with low literacy in English and Spanish. This is HCOHSEM's latest effort to reach the whole community.

Federal Resources / Websites


CDC- Center for Disease Control: [CDC Coronavirus](#)

Small Business Administration: [SBA](#)

SBA Paycheck Protection Program - [Paycheck Protection Loans](#)

An SBA loan that helps businesses keep their workforce employed (during the Coronavirus (COVID-19) crisis.)

FEMA Corona Response: [FEMA CoronaVirus](#)



**Precinct 3 Commissioner
Capitol Project Update**
(Thanks To Commissioner's Ramsey's Office
For The Update)

Precinct 3 Service Request Link

[Visit Precinct 3 Website](#)<https://webapps2.harriscountytexas.gov/services/request-form/pct-form?pct3=>

Harris County Precinct 3 Road and Bridge

Harris County Precinct 3 maintains the highest level of standards in maintaining over 6,600 lane miles of roadway and associated bridges throughout the area. Maintenance includes road reconstruction, storm debris removal, sign installation, right of way mowing, and more.

Please see the list below for projects that are currently under construction that are in or affect our area, including projects transferred due to redistricting. For questions or comments, [click here](#). To follow their current capitol projects list, [click here](#).

Area Projects in Construction

Cypress Creek Greenway Phases 1 & 2

Project Scope: Construct under crossings along Cypress Creek at Highway 249(North and South Side) and construct pedestrian trails and boardwalks.

Benefits: Help connect portions of the Cypress Creek Greenway together and provide access to the Kickerillo-Mischer Preserve

Phase: Construction

Estimated Construction Cost: \$3.7 million

Estimated Completion: First Quarter of 2023

Flashing School Zone – Phase II

Project Scope: Construction of new school zone flashers for schools in Cy-Fair ISD

Benefits: Provides increased safety elements within the school zone

Phase: Construction

Estimated Construction Cost: \$1.1 million

Estimated Completion: Fourth Quarter of 2022

George Bush Community Center

Project Scope: Construction of a new 2-story community center next to Cypresswood Drive

Benefits: Provide community with a center that will include multiple classrooms, gathering spaces, as well as a large community hall that will be reservable by the public

Phase: Construction

Estimated Construction Cost: \$4.5 million

Estimated Completion: First Quarter of 2023

Gosling Road Bridge over Spring Creek

Project Scope: 2,100' long concrete twin bridge to tie into the 4-lane concrete boulevard to the north and south

Benefits: Improve safety and traffic flow by providing 2 lanes for southbound traffic and completing the mobility connection between Harris and Montgomery Counties

Phase: Construction

Estimated Construction Cost: \$9,377,674

Estimated Completion: First Quarter of 2023

Telge Road Reconstruction – Phase 1 from Tuckerton Drive to Moray View Drive

Project Scope: Reconstruct existing 4-lane concrete roadway, driveway reconstruction and new roadway signage.

Benefits: Increase roadway safety

Phase: Construction

Estimated Construction Cost: \$2 million

Estimated Completion: Third Quarter of 2022

Telge Road Reconstruction – Phase 2 from Moray View Drive Drive to Wyman Gordon Way
 Project Scope: Reconstruct existing 4-lane concrete roadway, driveway reconstruction and new roadway signage

Benefits: Increase roadway safety

Phase: Construction

Estimated Construction Cost: \$2.6 million

Estimated Completion: First Quarter of 2023

Tall Pines Subdivision Recovery and Resiliency Improvement Project

Project Scope: Improve roadside drainage and pavement throughout the subdivision

Benefits: Provides improved drainage throughout the subdivision to reduce flooding and improve road quality for safety

Phase: Construction

Estimated Construction Cost: \$3,583,622

Estimated Completion: Fourth Quarter of 2022



**Harris County
 Precinct 4
 Commissioner**

Jack Cagle

Precinct 4's Infrastructure Division

The Infrastructure Division administers and manages Precinct 4's Capital Improvement Projects Program. The CIP program includes road expansion projects, traffic signals and intersection improvements, and traffic management systems designed to improve mobility and air quality.

The Infrastructure Division also oversees the Child Safety Fund which is used to provide warranted school zone flashing warning signals in compliance with Precinct 4's criteria, the installation of a warranted traffic signal system facilitating the movement of traffic around a school facility to promote student safety. To find out if your area meets the criteria of the flashing warning signal, please click [Flashing Warning Signals](#).

Community Assistance Department

Serving Precinct 4 constituents is our number one goal. With that in mind we have one stop, one phone number, one e-mail address for you to find a solution to any need you might have in Harris County. Tell us what's needed and we do the work! Whether it is a street or a stop sign to be replaced, a road or sinkhole repaired, or questions or comments about Precinct 4 services, CAD can assist.

The staff researches and responds to thousands of calls, letters, and e-mails each year concerning road and bridge maintenance and various issues throughout Harris County and Precinct 4.

In addition to processing requests for maintenance, CAD seeks to have a presence and be available to our community by attending a variety of community events and liaising with various agencies within Harris County and Precinct 4.

**Precinct 4 Commissioner
 Website**

**Pct 4 Capitol
 Improvement Projects**

**Community Assistance
 Department Page**

Houston Northwest Chamber of Commerce

Representing the business and community interests in the Cypress Creek/North Harris County area since 1974, the Houston Northwest Chamber is actively engaged as a liaison with state, local, and federal leadership to promote the area on a variety of issues.



**Houston Northwest
Chamber of Commerce**



Greater Tomball Area Chamber of Commerce

Transportation and Mobility Committee

2nd Tuesday of each month
Meeting Location:
29201 Quinn Rd.
Tomball, Texas 77375
Upstairs Conference Room


Tomball Government Affairs Committee

Cy-Fair Chamber of Commerce Transportation\Government Affairs Committee

The committee meets the 1st Thursday of each month to discuss governmental issues that confront their Cy-Fair area. They meet at the Chamber offices located at 8711 Highway 6 North, Ste. 120 Houston, TX 77095.



**Cy-Fair Chamber of
Commerce**



Harris County Pct 3 and Pct 4 Public Safety Forum

Meets at:
Glorious Way Church
11611 Champions Forest Dr
Houston, TX 77066

Local representatives from criminal justice and government agencies make presentations and discuss issues important to the community.

The button below provides a link to sign up for our alerts and lists.

Public Safety Forum Signup

Visit our House of Representatives Website

The Texas House of Representatives is an Equal Opportunity Employer and does not discriminate on the basis of race, color, national origin, sex, religion, age or disability in employment or the provision of services. This newsletter is available in alternate forms upon request. **Please call 1-800-241-1163.**

Contact Us

Capitol Office Phone - 512-463-0496
District Office Phone - 281-251-0194
District Office Address - 6630 Cypresswood Dr #150
Spring, Tx 77379

Ron Hickman, Chief of Staff
[Email Ron](#)

James Cook, Legislative Director
[Email James](#)

Kelly Peterson, District Director
[Email Kelly](#)



Email Sam



State Rep Sam Harless | P. O. Box 2910, Austin, TX 78768

[Unsubscribe ron.hickman@house.texas.gov](mailto:ron.hickman@house.texas.gov)

[Update Profile](#) | [Constant Contact Data Notice](#)

Sent by ron.hickman@house.texas.gov in collaboration with



Try email marketing for free today!

The House of Representatives is an Equal Opportunity Employer and does not discriminate on the basis of race, color, national origin, sex, religion, age or disability in employment or the provision of services. In compliance with the Americans with Disabilities Act, if you require reasonable accommodations during the application process, please call (512) 463-0865.