



Sam Harless

State Representative District 126

June 2022 Newsletter




Texas House of Representatives



Texas
House District
126

News
and Information



Interim and Select Committees Hold Hearings

State Affairs Committee - The State Affairs Committee met for a hearing on June 22nd to take invited testimony from ERCOT and the Public Utility Commission on the continued progress of the proposed changes to the ERCOT market design as well as an overview of the supply chain mapping effort mandated by legislation from last session.

On the first day, the Committee received updates on the continued progress of the proposed changes to the ERCOT market design and grid operations. During their testimony, Peter Lake, Chairman of the PUC, and Brad Jones, Interim CEO of ERCOT, discussed how ERCOT is now operating Texas' energy grid on a reliability-based model and how they have moved away from the previous crisis-based business model that was used. This change includes bigger margins of built in safety in ERCOT operations and how they have bought more reserves of energy and how the amount of reserves are adjusted in response to real-time conditions. ERCOT is also no longer waiting for the grid to reach certain stress points before bringing on more reserves and they are instead operating in a more proactive manner. The positive results of these changes were evident in the last year where Texas experienced at least six different days where, if these operational changes had not been implemented by the Legislature and ERCOT/PUC, our grid and level of reserves would have been put under serious stress.

For market re-design, the final product was created after dozens of public meetings and discussion with officials and industry partners. The re-design was unanimously adopted in December by the PUC Chairs and has been broken up into two phases:

Phase 1: Centered around operational reliability, various key features are being implemented to develop firm fuel product to ensure that generators have redundant fuel supplies in the winter. There will also be a reform on ERCOT's Industrial Demand Response Program, which was rarely utilized properly in the past, and will now allow for certain industrial partners to be notified and compensated in advance to turn-off or minimize their energy usage in order to prioritize transmission to residential energy customers in preparation for tight grid conditions.

Phase 2: Focused on market reliability, this phase includes the adoption of two products. The first is called a "Loadside Reliability Mechanism" and this will be a requirement for the companies who provide power to consumers to make sure they procure reliable power for their customers ahead of stressful conditions. The second product is a "Backstop Reserve Service". This can be interpreted as a "break glass in case of emergency" product which, if everything else somehow fails, there will still be a few thousand megawatts of energy reserved in the background that do not participate in the energy market. This energy could then be called upon as an additional fail-safe to make sure that power remains to critical infrastructure who will help keep the lights on for Texas residents.

On the second day of the State Affairs hearing, the Committee focused on charges related to monitoring the implementation of SB 2 from the regular session and they examined efforts of power generation and transmission facilities to weatherize.

Regarding the implementation of SB 2, this legislation transitioned the ERCOT Board from stakeholder and company lead representatives to a truly independent board of qualified Texas residents who are not affiliated with energy market participants. Compliance with this legislation was completed by the end of 2021 with 100% of the Board being replaced with well qualified Texans who are bringing a diversity of expertise.

For the other charge of efforts of power generation and transmission facilities to weatherize, the PUC chose to implement a two-phased approach. The first phase imposed a standard to specifically meet the challenges of the 2021-22 winter weather and the second phase will impose a standard to address weatherization and preparation for both winter and summer months.

In October of 2021, the PUC approved a new rule which requires generation entities and transmission service providers to complete winter weather emergency preparation measures and submit winter readiness reports by December 2021. By the end of December 2021, ERCOT had conducted 302 inspections of generation resources and 22 inspections of transmission service provider facilities (primarily critical substations within the system). Of the 302 generation resources inspected, ERCOT identified potential deficiencies at only 10 locations with a total capacity of 10,129 MW, which represents 1.7% of the installed fleet of generation. As of January 2022, all but 3 of the deficiencies have been addressed and the remaining units, which are operational, have a total capacity of 532 MW, or about .4% of the entire fleet. On the transmission and distribution front, 22 TSP substations were inspected and ERCOT found deficiencies at only 6 locations. These 6 facilities accounted for very minor deficiencies such as missing weather stripping on cabinet doors. By January 2022, all deficiencies had been corrected.

Homeland Security & Public Safety - The joint committee hearing for the House Homeland Security and Public Safety Committee and the Select Committee on Youth Health & Safety met on June 23rd to hear testimony on three of the five charges relevant to the Uvalde Shooting.

Charge #1: Study the implementation and impact of Senate Bill 11 (86th Legislature, Regular Session) and any other pertinent laws. Identify additional policies, protocols, and strategies that will help create a safer environment in schools and local communities.

Charge #2: Examine strategies to prevent acts of violence, including measures to enhance firearm safety in Texas.

Charge #3: Evaluate the preparedness of and coordination between state and local agencies, non governmental entities, and law enforcement for the prevention of and response to mass violence, including the content and efficacy of active shooter response training.

The meeting opened with a moment of silence in honor of the victims of the Uvalde Shooting with 136 people registered to provide witness testimony for a hearing that lasted most of the night

Jazmin Cazares, sister of Jackie Cazares, who was one of the victims of the Uvalde Shooting and cousin to Annabelle Rodriguez provided testimony about the failure of the school district's safety protocols as they applied to Robb Elementary and advocated for red flag and stricter gun safety legislation. She was asked question by several of the members, all of who offered their condolences on her loss.

Suzanna Hupp, a former State Representative, whose parents were killed in a 1991 mass shooting event at a Luby's Restaurant in Killeen, Texas spoke on her experience from the shooting 30 years ago. She has since lobbied for concealed carry legislation and acts as a special advisor for Governor Abbott. She spoke against gun free zones and feels teachers that choose to do so should be allowed to be armed. She also advocated for taking away weapons from mentally ill people.

A representative for the Legislative Budget Board explained the funding components from SB 11 from the 86th legislative Session that provided grants to school districts to improve school safety.

The Texas Police Chiefs Association was represented by a number of chiefs from both rural and suburban agencies and spoke on their recent preparations for addressing mass violence events and provided a list of suggestions to address it in school settings. The chief's advocated for additional high level training for officers across the state in dealing with active shooting incidents. The Chief's collectively were questioned extensively about the command and control in active shooter situations and where responsibilities lie, but stopped short of assigning blame in this shooting, since the investigation has not yet been completed or made public.

Texas Sheriff's were represented by Sheriffs Brian Hawthorne and Buddy Mills who were questioned about gun laws and hardening school facilities. They were also asked about the level of cooperation between school district police and outside police agencies. They also provided recommendation on red flag laws that affect availability of weapons to mentally disturbed individuals or those charged in family violence cases.

We had testimony from Chief Nim Kidd from the Texas Department of Emergency Management who reviewed the National Incident Management System and its usage across the state. There was also a panel with speakers from a research group from the Sam Houston State University called C.A.R.E.S. who provided the results of their school safety survey. Also on the panel was John Curnutt, Assistant Director at the ALERRT Center at Texas State University who trains on rapid response to active shooter situations. On this same panel was Mike Morath, the Commissioner of the Texas Education Agency, who spoke about strengthening campus security on the 9,000 schools across the state and what measures have been put in place from Senate Bill 11 from two years ago. Mr. Morath also spoke on school counselors and the roles they play in schools supporting children.

Dr. Kathy Martinez-Prather, Director of the Texas School Safety Center, which operates out of Texas State University has trained 28,000 people on threat assessments since the implementation of Senate Bill 11 just two years ago. This threat assessment training is based off of the United States Secret Service model.

Speakers from the Texas Association of School Administrators and several school officials spoke on school construction and design and the impact of trying to retrofit older facilities for security.

The areas of concern that will likely be major topics of discussion heading into this next session seem to break down into three categories:

Guns - Increased background checks or increasing age of access to assault style weapons.

Hardening School Facilities - Too many schools have less security than banks or public buildings and there was a lot of discussion about the costs of retrofitting older facilities to accommodate limited access or adding perimeter fencing and why changes weren't implemented from Senate Bill 11.

Mental Health - Mental health access is particularly less available in rural areas as are counselors in schools. There was considerable discussion about providing greater mental resources through both the community and the school.

On June 28th Gov. Abbott, Speaker Phelan, and Lt. Gov. Patrick announced a \$105.5 million investment in school security and mental health ahead of the next school year.

Per an announcement along with the Texas House and Senate's top budget writers, a budget execution will provide the following:

\$50 million for bullet-resistant shields:

\$50 million for bullet resistant shields;
\$5.8 million to expand the Texas Child Health Access Through Telemedicine (TCHAT) statewide;
\$4.7 million to the Health and Human Services Commission (HHSC) to increase Multisystemic Therapy (MST) across the state;
\$950,000 to HHSC to expand Coordinated Specialty Care (CSC) teams across the state;
\$7 million for rapid response training by the Advanced Law Enforcement Rapid Response Training (ALERT) Center and \$3 million for local law enforcement agencies to offset travel expenditures associated with the training;
\$7 million to the Texas School Safety Center for on-site campus assessments to evaluate access control measures;
\$17.1 million for school districts to purchase silent panic alert technology; and
\$5 million to the Texas Department of Public Safety to expand fusion center research and capabilities. They also approved up to \$5 million to be used by the Hill Country Mental Health & Developmental Disabilities Center to assist in evaluating mental health services in the Uvalde community and preparing a needs assessment for the legislature.

Select Committee On Public Health Reform

Chairman Harless and committee staff have continued to meet with stakeholders and searching for industry experts both inside and outside of Texas. We are taking input and suggestions from many possible sources as we approach our first hearing, which is planned the 4th and 5th of August at the Capitol in Austin. Our hearing notice will be posted sometime towards the end of July.

The first hearing will focus on the aspects of the interim charge relating to the "access and affordability" components. There is a potential deadline for a Medicaid Extension due in mid-July, so we plan to invite a number of state agencies, such as the Health & Human Services Commission, The Texas Department of Insurance, the Texas Department of State Health Services as well as industry experts and state and national level policy analysts.

The Chairman has spoken with all of the committee members and is fortunate to have so many members on the committee with broad experience in health care.

See full committee charge here: [Select Committee on Public Health Reform Charges](#)

Operation Lone Star

Governor Abbott launched Operation Lone Star in March 2021 to respond to a rise in illegal immigration. In May, Governor Abbott issued a disaster declaration that now covers 48 counties, mostly counties along or near the border. The declaration directed the Department of Public Safety to "use available resources to enforce all applicable federal and state laws to prevent the criminal activity along the border, including criminal trespassing, smuggling, and human trafficking, and to assist Texas counties in their efforts to address those criminal activities." The following month, the Governor opened Texas Department of Criminal Justice (TDCJ) facilities for detaining arrested persons under Operation Lone Star. The challenges of securing our southern border and controlling the flow of illegal drugs and weapons and border crossings are immense.

The DPS [Border Wall and Operation Lone Star Summary Page is here](#)



Dashboard
As of June 30, 2022

Activities in the Operation Lone Star Area of Interest

	Criminal Arrests	Criminal Trespass Arrests	Felony Charges	Federal/Other Charges	Migrant Apprehensions & Referrals	Illegal Entries Deterred	Bailouts
TOTAL	16,956	4,449	14,293	1,264	274,471	23,422	2,458

	Marijuana Seizures (lbs.)	Cocaine Seizures (lbs.)	Meth Seizures (lbs.)	Heroin Seizures (lbs.)	Fentanyl Seizures (lbs.)	Fentanyl Lethal Doses	Currency Seizures (USD)	Firearms
TOTAL	18,615	2,920	10,936	44	190	43,096,439	\$10,643,358	996

Statewide Operation Lone Star Activities

	Marijuana Seizures (lbs.)	Cocaine Seizures (lbs.)	Meth Seizures (lbs.)	Heroin Seizures (lbs.)	Fentanyl Seizures (lbs.)	Fentanyl Lethal Doses	Currency Seizures (USD)	Firearms
TOTAL	35,808	4,846	30,308	303	1,378	312,425,559	\$32,400,665	4,732

Operation Lone Star (OLS) began on March 04, 2021. All numbers reported for Operation Lone Star are unverified and unofficial. Numbers reflect combined reporting from Texas Department of Public Safety (DPS), Texas Parks & Wildlife Department (TPWD), and Texas Military Department (TMD). Numbers are approximate and subject to change. Data includes instances where DPS assisted other agencies during the event. Criminal arrests, including criminal trespass arrests, include United States Citizens and illegal migrants. Number of felony charges are placed on individuals arrested for criminal activity during the reporting period. Multiple charges may be placed on an individual during any arrest incident. Charges include Texas Penal Codes 20.05, 20.06, 20.07, 20a, 30.05, 31.07, 34.02, 37.09, 38.03, 38.04, 46, and 71.02; Texas Health and Safety Codes 481 and 483; Texas Transportation Code 545.421; United States Code Titles 8 USC, 18 USC § 922, 18 USC § 1546, 18 USC § 1956, 18 USC § 1960, 21 USC § 801-971, 26 USC § 5861, 26 USC § 7206; and all warrants. Federal/other charges could include subjects arrested with federal warrants, e.g., DPS initially detained but turned over to a federal agency, etc. Illegal Entries Deterred represents the number of subjects who crossed into the U.S. and then crossed back into MX after encountering law enforcement, as well as those who were in the process of crossing or who had staged in MX to cross but ceased the attempt upon encountering law enforcement. Data may include activity that occurred in OLS Area of Interest as defined in the OLS Operations Order and OLS Fragmentary Order as the Gulf of Mexico coastal region and all the DPS South Texas and West Texas Regions. Statewide Operation Lone Star Activities reflects numbers across the state of Texas, including the Operation Lone Star Area of Interest. Operation Lone Star Area of Interest numbers are a subset of Statewide Operation Lone Star numbers. A Fentanyl Lethal Dose is 2mg based on DEA reporting. TPWD personnel deployed for OLS from June 28, 2021, through June 23, 2022. Migrant numbers provided by TMD from March 12, 2021-June 30, 2022, may include instances where DPS assisted in referring to United States Border Patrol.

TDEM Security Lighting

Number of Security Lighting Units
150

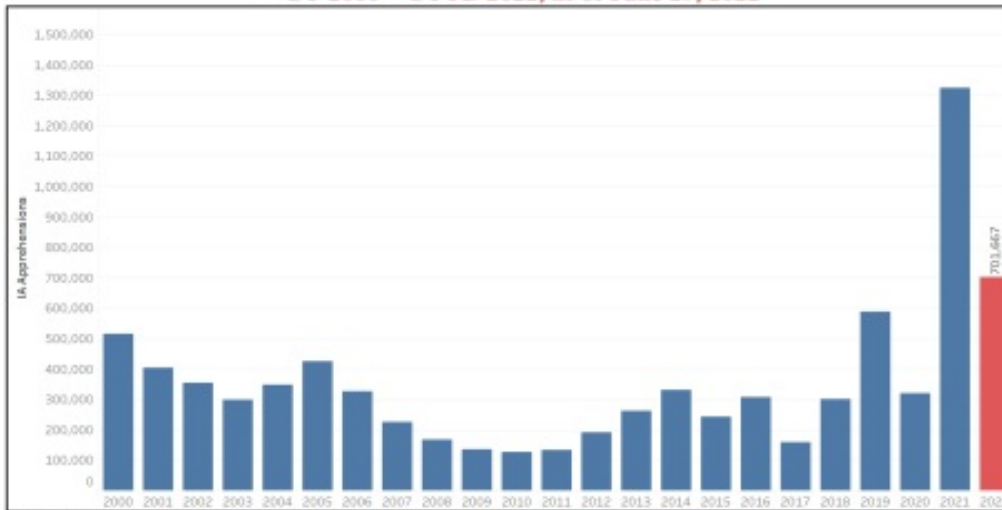
The Texas Department of Emergency Management (TDEM) is supplying security lighting units at task force security positions within Cameron, Hidalgo, Starr, Zapata, Webb, Maverick, Val Verde, Terrell, Brewster, and El Paso Counties for Operation Lone Star. Number of security lighting units are unverified and unofficial.

Processing Facilities – Val Verde & Jim Hogg Counties

Subjects Processed	Subjects Currently in Custody
4,267	658

The reporting period for criminal migrant processing numbers is July 20, 2021-June 30, 2022. Numbers were derived from Texas DPS arrest information captured by the facility processing centers in Val Verde and Jim Hogg Counties and information provided by the Texas Department of Criminal Justice Briscoe and Segovia Units.


IA Apprehensions in Texas Sectors by Calendar Year
CY 2000 – CYTD 2022, as of June 29, 2022



* This chart compares apprehensions during CYTD 2022 compared to apprehension data for complete calendar years since CY 2000.
 * Most apprehension figures are based on publicly available data from the Customs and Border Protection (CBP) website.
 * June 01 – 25, 2022 apprehension figures are based on Operation Border Star reporting and are preliminary, unofficial, and subject to change.
 * Texas Sectors include the Rio Grande Valley, Laredo, Del Rio, Big Bend, and El Paso Sectors. The El Paso Sector covers a portion of Texas and the state of New Mexico

UNCLASSIFIED//FOR OFFICIAL USE ONLY

Pearl Fincher Museum of Fine Arts





June 4 - Sept. 3

The Artistry of Bricks continues from June 4 through September 3, 2022

This summer the Pearl will be bursting with color and creativity as it showcases works of art by some of the most talented LEGO® brick artists in Houston and across the country.

No Limits: The Artistry of Bricks features more than 20 works that elevate the toy to the realm of contemporary art. Our goal is to introduce visitors to art and architecture in a language they understand, while also demonstrating the potential of imagination and the power of creativity. Some pieces in the exhibition hang on gallery walls; others are 3-dimensional and reach over 7 feet tall. Engineering, math and problem-solving all come into play to create these works of art.

Among the amazing pieces in this exhibition are:

- Chrysalis by Michael "Moto" Kanemoto, a contestant on LEGO® Masters FOX Season 2
- Battle of the Alamo by Adam Bell
- Houston by Houston Brick Club
- Mr. Tiger and Mr. Frumble's Pickle Car, two works by Jonathan Lopes
- Rainbow Castle by Timothy Howell
- San Jacinto Monument by Robert Roche
- Dr. Martin Luther King, Jr. by Dr. Gregory Jonason
- BB-8 Droid by Steven Laughlin

...and many more!

The Pearl Fincher Museum of Fine Arts is open 10 a.m. to 5 p.m. Tuesday through Saturday. Admission is free!

ESD 9 Monthly News



Monthly run totals for ESD 9:

Fire calls - 614
EMS calls - 2447
Total = 3061

The Cy-Fair Fire Department cares about its furry family and has some recommendations from the Red Cross on how to take care of them during these HOT summer days

Cross on how to take care of them during these HOT summer days.

-Never leave your pet in a hot vehicle, even for a few minutes. The inside temperature of the car can quickly reach 120 degrees even with the windows cracked open.

-Limit exercise on hot days. Exercise in the early morning or evening hours.

-Walk your pet in the grass if possible, to avoid hot surfaces burning their paws.

-If your pet is outside, make sure they have access to shade and plenty of cool water.

-Water safety is important for your furry friends. Do not leave pets unsupervised around a pool—they aren't all good swimmers

-Watch your pets at a backyard barbecue. Keep them away from the grill.

-Heat stroke is a common problem for pets in the warmer weather. Some of the signs of heat stroke in your pet are:

Heavy panting and unable to calm down, even when lying down

Brick red gum color

Fast pulse rate

Unable to get up

If you suspect your pet has heat stroke, take their temperature rectally.

If the temperature is above 105 degrees, cool the animal down. The easiest way to do this is by using the water hose. Stop cooling the animal when the temperature reaches 103 degrees.

Bring your pet to the veterinarian as soon as possible as heat stroke can lead to severe organ dysfunction and damage.

Download the Red Cross Pet App

redcross.org/apps

Here are a few websites with more hurricane preparedness information. www.noaa.com and www.weather.gov

Eddie Cruz

Public Information Officer

Cy-Fair Fire Department

281-656-3420 Office

346-306-6165 Cell

eddie.cruz@cyfairfd.org

ESD 9 - Cy-Fair Fire Dept

ESD 11 Monthly News

ESD 11 Update - By Jerry Thomas

"I see your ambulances everywhere!"
As the Community Engagement Manager, I have

the privilege of interacting with individuals, groups, and different organizations on a very routine basis. I can attest I hear this repeatedly from people I encounter.





ESD 11 remains incredibly busy. The district has seen an increase in COVID cases, and the call volume remains high. During the month of June, we were able to celebrate multiple success stories. Please note a few of them:

First, a patient reunion with Allison Cast. Allison experienced a sudden heart-attack and was resuscitated (CPR and Defibrillation) by personnel resulting in a complete recovery.

Second, Austin Delaplane, Dispatcher was able to coach a father in the delivery of his son. Thirdly, in nine short months, we received Silver Plus for 2022 Mission: Lifeline® - EMS Recognition. The award is the highest award you can achieve in your first year.

Our response time performance remains exceptional and may be found with other critical information on our website at <https://esd11.com/transparency/>. The data is updated monthly after each regularly scheduled Board meeting.

Should you have any questions, please get in touch with Jerry Thomas @ jerry.thomas@esd11.com or 281 (524) – 7667.

The American Heart Association proudly recognizes

Harris County ESD 11 Mobile Healthcare
Spring, TX



2022
Mission.

Mission: Lifeline® - EMS - SILVER PLUS

Achievement Award - EMS Agency

The American Heart Association/American Stroke Associations recognizes this EMS provider organization for demonstrating continued success in using the **Mission Lifeline®** program.

Thank you for applying the most up-to-date evidence-based treatment guidelines to improve patient care and outcomes in the community you serve.*



Handwritten signature of Nancy Brown in black ink.

Nancy Brown
Chief Executive Officer
American Heart Association

Handwritten signature of Donald M. Lloyd-Jones in black ink.

Donald M. Lloyd-Jones, MD, ScM, FAHA
President
American Heart Association

*For more information, please visit Heart.org/MissionLifeline

ESD 11 Website

ESD 16 Fire Service Monthly News



HARRIS ★ COUNTY EMERGENCY SERVICES DISTRICT



ESD 16 manages the Klein Fire Department and acts as the administration for physical facilities, equipment, and resources necessary to fight fires and respond to the fire service needs in our community.

HCESD 16 News

Klein Fire Department is seeing a 117% rise in emergency response through May over 2022 records. This includes a steady decrease of Rescue/EMS incidents since January with 170 incidents down to 134 in May. We responded to 8 structure fires in our district in May and 5 assisting other agencies.

Outside fires continue to rise due to high temperatures and lack of significant rainfall. We strongly urge everyone to follow warnings issued through the Harris County Commissioner's Court approved burn ban. Our current weather conditions place the Klein territory and surrounding areas in *very high outdoor fire danger*, according to the KBDI scale. Also, the NHCRWA has implemented Stage 1, Voluntary Water Restrictions for our area that will not make anything better.

The burn ban doesn't exclude fireworks, but as July 4th approaches, we are expecting a further increase in outside fires. These can be prevented by attending professional fireworks displays if available to you, following safety tips provided by the fireworks manufacturer and even purchasing fireworks and celebrating

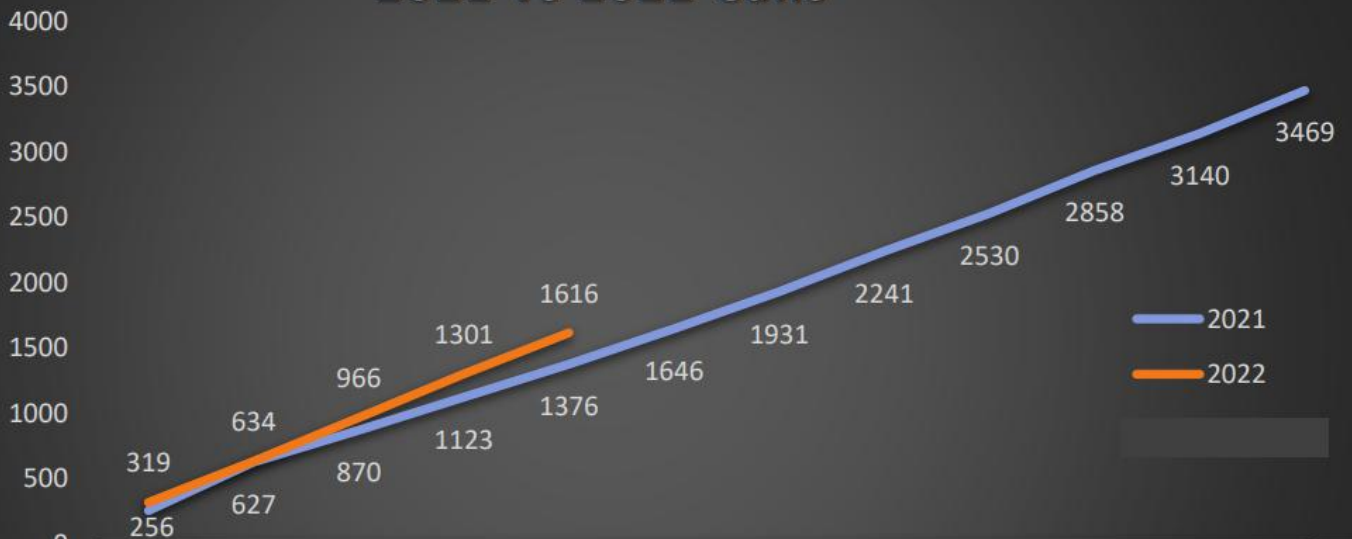
Following safety tips provided by the firework manufacturers and by bypassing fireworks, we are celebrating our Independence in other ways. More information can be found at www.hcfmo.net

In June, we responded to a wild land fire of approximately 7 acres in size, nestled within the many community homes of Gleannloch Farms. With our crews working in triple digit heat and the assistance of mutual aid, the fire was contained and no structures were damaged. Several more similar fires smaller in scale have been battled over the last few weeks.

The Klein Fire Department is rated ISO Class 2 and provides Fire Suppression, Rescue, and Medical Emergency Assistance to a resident population of 173,549 residents covering the Spring/Klein area and encompassing approximately 49 square miles.

If you have questions about the transition or wish to learn more about Klein Fire Department, please contact the ESD at info@HCESD16.org or visit www.HCESD16.org / www.KleinFire.org

2021 vs 2022 Calls



	Jan	Feb	Mar	Apr	May	Jun	Jul	Aug	Sep	Oct	Nov	Dec
2021	256	627	870	1123	1376	1646	1931	2241	2530	2858	3140	3469
2022	319	634	966	1301	1616							
% Change	125%	101%	111%	116%	117%	0%	0%	0%	0%	0%	0%	0%

[ESD 16 Website](#)

Schools In Our District



[Klein ISD Website](#)



[Tomball ISD Website](#)

Our Schools and COVID

Our School Districts are closely monitoring COVID cases in the staff and student population. You can see the COVID Campus Dashboards for each of our area districts here:

[Klein ISD COVID Dashboard](#)

[Cy-Fair ISD COVID Dashboard](#)

[Tomball ISD COVID Dashboard](#)

[Spring ISD COVID Dashboard](#)

COVID statistics in Texas Public Schools may be found here:

[TEA School Campus COVID Link](#)

Scroll down on that site and you can get Excel reports that are searchable by school district or campus.

Cy-Fair ISD News





June 22, 2022—Three CFISD Class of 2022 graduates were recently awarded college-sponsored scholarships through the National Merit Scholarship program.

Cy-Fair High School graduate [Alejandro Cantu](#), Cypress Ranch High School graduate [Miguel Alarcon](#) and Cypress Woods High School graduate [Tanvi Khandekar](#) were all named scholarship winners. All three are part of a distinguished group of approximately 7,500 high school graduates who will receive National Merit scholarships for college undergraduate study. Officials of each sponsor college selected scholarship winners from among the finalists in the 2022 National Merit Scholarship Program who plan to enroll at their institution. The scholarships provide between \$500 and \$2,000 annually for up to four years of undergraduate study.

To compete for National Merit scholarships, semifinalists in the National Merit Scholarship Competition had to advance to the finalist level, which included a scholarship application detailing extracurricular activities, awards, leadership positions and a written essay. Semifinalists also had to have an outstanding academic record, be endorsed and recommended by a high school official and earn high SAT or ACT scores. From the semifinalist group, more than 15,000 met the requirements to reach finalist status. Half of National Merit finalists will be awarded college-based scholarships.

Klein ISD News



Record Breaking Scholarships Awarded!

\$48,141,140

An increase of over \$3 million

The Class of 2022 continues to excel after breaking Klein ISD's scholarship record by earning \$48,141,140 in total scholarship money. This is more than a \$3 million increase from last school year!

These Klein ISD graduates have showcased their excellence in academics (including Career and Technical Education), arts, and athletics by earning scholarship money for various achievements during their education as Klein ISD students.

"I'm so incredibly proud of our Class of 2022 graduates for earning a special place in our district's history with this record-breaking amount of scholarship dollars earned," Klein ISD Superintendent Dr. Jenny McGown said. "Our graduates' achievements exemplify how the outstanding educational opportunities provided by our excellent educators in partnership with our supportive families benefit our students in any pathway they pursue."

Tomball ISD News



Tomball BUS Registration July 19th through August 6th

BUS REGISTRATION QUESTIONS

WILL STUDENTS BE REQUIRED TO REGISTER FOR THE 2022-2023 SCHOOL YEAR?

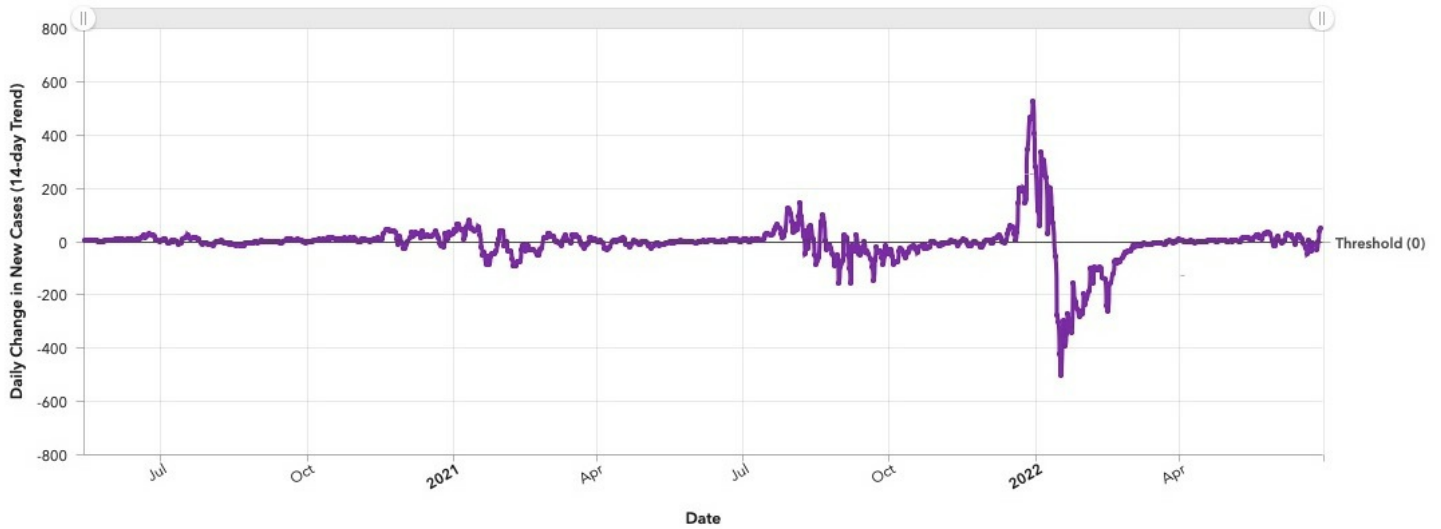
Students are required to be registered to ride the bus home from school. Registration is used for evaluating how many students will be on a bus and how to design the routes.

IS REGISTRATION OPEN ONLINE FOR THE 2022-2023 SCHOOL YEAR?

Registration for bus service will be done during Annual Enrollment via [Home Access Center](#) from July 19 - August 6, 2022. Transportation will receive the request once the Annual Enrollment form has been completed. All route information will be issued on the [Smart Tag Parent Portal](#) once your student has been assigned to a bus

COVID STATS & INFO

New Cases Trend



Indicator: 14-day flat or decreasing trend in new COVID-19 cases Harris County, including City of Houston

Threshold: 0 (same threshold Red > Orange > Yellow)

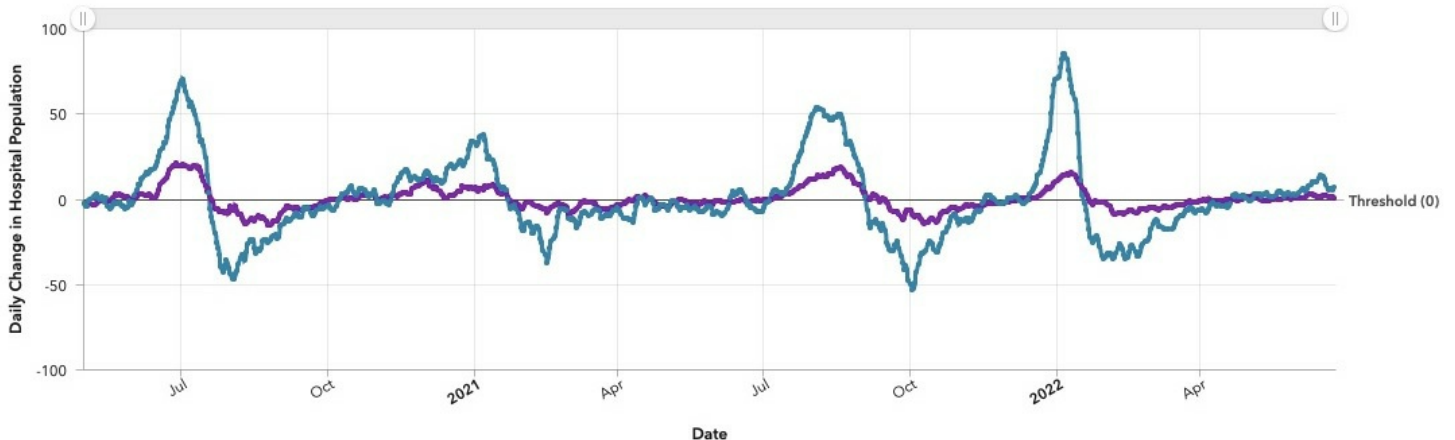
Date Updated: 2022-06-30

Data Source*: Harris County Public Health (HCPH), Houston Health Department (HHD)

**Due to backlogged cases that have increased over time due to delays in test reporting, missing information, and lags in processing, we have updated metrics involving case counts to only include cases that have specimen collection dates within 14 days of the date of reporting.*

The chart above provides a reflection of the trend for new COVID-19 cases reported for all of Harris County. The one below is a trend chart for hospitalization in Harris County.

Hospital Population Trend



Indicator: 14-day flat or decreasing trend in COVID-19 hospital population in Harris County.
Threshold: 0 (same threshold Red > Orange > Yellow)

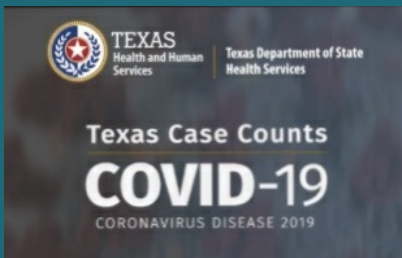
Data Updated: 2022-06-30
Data Source: SouthEast Texas Regional Advisory Council (SETRAC)*
*Data is for Harris County including City of Houston.

Since we have been living with the COVID Pandemic for quite some time and this information is readily available from a variety of sources, we will be reducing our coverage of the topic for the newsletter, unless the situation changes.

These charts can be found at the Harris County COVID Dashboard www.readyharris.org

For June, Harris County's threat level remains in **YELLOW** - Unvaccinated individuals should continue to mask and physically distance. Level 3 signifies a moderate, but controlled level of COVID-19 in Harris County, meaning a further demonstrated reduction in transmission and the local healthcare system is well within capacity.

Harris County's Current positivity rate rose to 26.2% over the last 14 day period. General population and ICU beds usage at Harris County area hospitals continue to show a downward trend at 3.77%.



Texas COVID Cases Statewide

To see charts reflecting details on Covid and vaccination activity follow this link to the [Texas Covid Dashboard](#)

COVID VIRUS & VACCINES IN TEXAS

Choosing vaccinations are and should always be a personal and individual choice, though data seems to indicate a significantly reduced mortality rate for those who are vaccinated. While numbers continue to improve across the state, we encourage you to take the steps necessary to make your family and home safe. Please make an informed choice for you and your family in conjunction with your family medical professionals and do your best to avoid being a contributor to the ongoing challenges we face fighting the spread of COVID. With new variants, there are lots of things to consider when it comes to your health.

To find a vaccine distribution site near you, the state has created this map:

[COVID Vaccine Provider Map](#)

If you are in the eligible tier, to find doses available in your area, check this link:

[Vaccine Dose Availability Map:](#)

If you need to find a testing site near you, follow this link:

[COVID Testing Locations](#)

Texas Workforce Commission

The Texas Workforce Commission (TWC) continues to explore options to keep the 2021 tax rates as low as possible for Texas employers as Texas and the entire nation continue to deal with the economic disruptions of the COVID-19 pandemic. [Read more about 2021 tax rates in the press release.](#)

TWC Website to Apply for Benefits: [TWC Unemployment Benefits](#)

Texas Workforce TeleCenter - 800-939-6631

TWC has a new Chat service on their website in the bottom right of the screen, called "Chat With Us". This new function will be able to answer most general questions from individual. <https://www.twc.texas.gov>

Harris County Resources

ReadyHarris Website: <https://www.readyharris.org/#resources>

Harris County Fire Marshal hotline to report businesses who are in violation of the County and State COVID-19 health and safety policies - 832-839-6941

Precinct 4 Commissioner Community Assistance - [Pct 4 Community Assistance](#)

People can sign up to receive emergency alerts from Harris County at: [Ready Harris Alert Signup.](#)

Also, 2-1-1 is a resource hotline set up by Harris County. If someone is in need of resources fast they can call that number and they will be connected to resources in their community. They can also text CV19 to 888-777. This hotline is available 24/7.

City of Houston

Houston Public Health Dept - <https://houstonemergency.org/covid19/>

Ready Harris Accessible Alerts

The Harris County Office of Homeland Security& Emergency Management has launched the new Ready Harris Accessible Alerts (RHAA). This new system is providing access to alerts, warnings, and preparedness information to persons who are Deaf, Blind, Hard-of-Hearing, Deaf-Blind, or have low-vision through a new one-stop-website. To sign up, we encourage members of the community to visit <https://hct.ahasalerts.com>.

Community members can also text AHAS to (281) 609-9093 to sign up.

The system will send our Ready Harris Alerts with sign language interpreting along with voice and closed captioning in English and Spanish before, during and after an emergency. The RHAA is compatible with video capable devices such as computers, tablets, cell phones and wireless Braille readers. With this new resource, HCOHSEM will also be able to reach individuals with low literacy in English and Spanish. This is HCOHSEM's latest effort to reach the whole community.

Federal Resources / Websites


CDC- Center for Disease Control: [CDC Coronavirus](#)

Small Business Administration: [SBA](#)

SBA Paycheck Protection Program - [Paycheck Protection Loans](#)

An SBA loan that helps businesses keep their workforce employed (during the Coronavirus (COVID-19) crisis.)

FEMA Corona Response: [FEMA CoronaVirus](#)



Precinct 3 Commissioner Capitol Project Update

(Thanks To Commissioner's Ramsey's Office
For The Update)

[Visit Precinct 3 Website](#)

Precinct 3 Service Request Link

<https://webapps2.harriscountytexas.gov/servicerequestform/pct-form?pct3=>

Road and Bridge

Harris County Precinct 3 maintains the highest level of standards in maintaining over 6,600 lane miles of roadway and associated bridges throughout the area. Maintenance includes road reconstruction, storm debris removal, sign installation, right of way mowing, and more. Please see the list below for projects that are currently under construction, including projects transferred due to redistricting. For questions or comments, [click here](#). To follow their current capitol projects list, [click here](#).

Area Projects in Construction

Cypress Creek Greenway

Project Scope: Trails and Undercrossing at 249 – Construct pedestrian under-crossings and trails facilities on the North and South side of Cypress Creek at S.H. 249.

Benefits: Provides pedestrian access along Cypress Creek to further provide connectivity along the Cypress Creek Greenway

Estimated Construction Cost: \$1,258,208

Estimated Completion: Second Quarter of 2022

Cypress Creek Greenway

Project Scope: Boardwalk construction – This is located on the South side of Cypress Creek adjacent to Kickerillo-Mischer Preserve

Benefits: Provides pedestrian access along Cypress Creek to further provide connectivity along the Cypress Creek Greenway

Estimated Construction Cost: \$2,083,514

Estimated Completion: Second Quarter of 2022

George Bush Community Center

Project Scope: Construct new 18,000 SF Community Center at Cypresswood Drive near York Minster Drive

Benefits: Provides new community center to host a variety of activities for constituents

Estimated Construction Cost: \$4,375,628

Estimated Completion: First Quarter of 2023

Gosling Road, Segment 3

Project Scope: Convert 2-lanes to a 4-lane boulevard

Benefits: Improve safety and traffic flow by providing 2 lanes for northbound traffic and 2 lanes for southbound traffic with a raised median in between.

Estimated Construction Cost: \$7,412,076

Estimated Completion: Third Quarter of 2022

Gosling Road Bridge over Spring Creek

Project Scope: 2,100' long concrete twin bridge to tie into the 4-lane concrete boulevard to the north and south

Benefits: Improve safety and traffic flow by providing 2 lanes for southbound traffic and completing the mobility connection between Harris and Montgomery Counties

Estimated Construction Cost: \$9,377,674

Estimated Completion: First Quarter of 2023

Greenhouse Road, Segment 4

Project Scope: Convert 2-lanes to a 4-lane boulevard

Benefits: Improve safety and traffic flow by providing 2 lanes for northbound traffic and 2 lanes for southbound traffic with a raised median in between.

Estimated Construction Cost: \$2,241,445

Estimated Completion: Fourth Quarter of 2022

Greenhouse Road, Segment 5

Project Scope: Convert 2-lanes to a 4-lane boulevard

Benefits: Improve safety and traffic flow by providing 2 lanes for northbound traffic and 2 lanes for southbound traffic with a raised median in between.

Estimated Construction Cost: \$3,544,680

Estimated Completion: Fourth Quarter of 2022

Mercer Visitor Center

Project Scope: Reconstruct visitor center at Mercer Botanic Park due to Harvey Flood Damage

Benefits: Provides updated center to host a variety of activities for constituents

Estimated Construction Cost: \$683,000

Estimated Completion: Third Quarter of 2022

Mossy Oaks Subdivision Asphalt Reconstruction

Project Scope: Reconstruct 2-lane asphalt roads

Benefits: New pavement improves aesthetics, increases driver safety, and reduces maintenance costs

Estimated Construction Cost: \$1,691,471

Estimated Completion: Third Quarter of 2022

Tall Pines Subdivision Recovery and Resiliency Improvement Project

Project Scope: Improve roadside drainage and pavement throughout the subdivision

Benefits: Provides improved drainage throughout the subdivision to reduce flooding and improve road quality for safety

Estimated Construction Cost: \$3,583,622

Estimated Completion: Fourth Quarter of 2022

Telge Road Reconstruction Phase 1

Project Scope: Tuckerton to Moray View Drive – Reconstruct roadway between Tuckerton Road and Moray View Drive to repair deficient pavement

Benefits: Provides a safer roadway for drivers and reduces future maintenance costs

Estimated Construction Cost: \$2,002,285

Estimated Completion: Third Quarter of 2022

Timber Forest Drive Bridge over UPRR

Project Scope: New 4-lane bridge over the UPRR tracks

Benefits: Improves safety with an elevated RR crossing and provides a second north-south corridor for residents

Estimated Construction Cost: \$6,967,003

Estimated Completion: Fourth Quarter of 2022

Houston Northwest Chamber of Commerce

Representing the business and community interests in the Cypress Creek/North Harris County area since 1974, the Houston Northwest Chamber is actively engaged as a liaison with state, local, and federal leadership to promote the area on a variety of issues.



Houston Northwest Chamber
of Commerce

Greater Tomball Area Chamber of Commerce

Transportation and Mobility Committee

2nd Tuesday of each month

Meeting Location:

29201 Quinn Rd.

Tomball, Texas 77375

Upstairs Conference Room




Tomball Government Affairs Committee

Cy-Fair Chamber of Commerce Transportation\Government Affairs Committee

The committee meets the 1st Thursday of each month to discuss governmental issues that confront their Cy-Fair area. They meet at the Chamber offices located at 8711 Highway 6 North, Ste. 120 Houston, TX 77095.



Cy-Fair Chamber of Commerce



Harris County Pct 3 and Pct 4 Public Safety Forum

Meets at:
Glorious Way Church
11611 Champions Forest Dr
Houston, TX 77066

Local representatives from criminal justice and government agencies make presentations and discuss issues important to the community.

The button below provides a link to sign up for our alerts and lists.

[Public Safety Forum Signup](#)

[Visit our House of Representatives Website](#)

The Texas House of Representatives is an Equal Opportunity Employer and does not discriminate on the basis of race, color, national origin, sex, religion, age or disability in employment or the provision of services. This newsletter is available in alternate forms upon request. **Please call 1-800-241-1163.**

Contact Us

Capitol Office Phone - 512-463-0496
District Office Phone - 281-251-0194
District Office Address - 6630 Cypresswood Dr #150
Spring, Tx 77379

Ron Hickman, Chief of Staff
[Email Ron](#)

James Cook, Legislative Director
[Email James](#)

Kelly Peterson, District Director
[Email Kelly](#)





State Rep Sam Harless | P. O. Box 2910, Austin, TX 78768

[Unsubscribe ron.hickman@house.texas.gov](mailto:ron.hickman@house.texas.gov)

[Update Profile](#) | [Constant Contact Data Notice](#)

Sent byron.hickman@house.texas.gov in collaboration
with



Try email marketing for free today!

The House of Representatives is an Equal Opportunity Employer and does not discriminate on the basis of race, color, national origin, sex, religion, age or disability in employment or the provision of services. In compliance with the Americans with Disabilities Act, if you require reasonable accommodations during the application process, please call (512) 463-0865.